




APS-xx-WBS-LP-43F-CC

Power Splitter | 380-2700 MHz | 4.3-10-Female | Square Body



This model is available in iBwave Designer Version 6.0 and higher

ORDERING OPTIONS		2-WAY SPLITTER	3-WAY SPLITTER	4-WAY SPLITTER
MODEL NUMBER (xx)		APS-02-WBS-LP-43F-CC	APS-03-WBS-LP-43F-CC	APS-04-WBS-LP-43F-CC
				
ELECTRICAL CHARACTERISTICS				
FREQUENCY RANGE		380-2700 MHz	380-2700 MHz	380-2700 MHz
INSERTION LOSS		≤ 0.22 dB	≤ 0.3 dB	≤ 0.4 dB
SPLIT LOSS		3 dB	4.8 dB	6 dB
VSWR		≤ 1.25	≤ 1.30	≤ 1.30
AVERAGE POWER (Max.)		400 W	400 W	400 W
PEAK POWER (Max.)		1.5 kW	1.5 kW	1.5 kW
PIM3 (2x43 dBm)		≤ -153 dBc	≤ -153 dBc	≤ -153 dBc
IMPEDANCE		50 Ω	50 Ω	50 Ω
MECHANICAL CHARACTERISTICS				
PLATING	INNER CONTACT	Silver	Silver	Silver
	OUTER TRIMETAL	Trimetal	Trimetal	Trimetal
CONNECTOR		4.3-10-Female	4.3-10-Female	4.3-10-Female
COLOR		Black	Black	Black
WEIGHT (Approx.)		0.49 kg [1.08 lb.]	0.66 kg [1.46 lb.]	0.76 kg [1.68 lb.]
MOUNTING		ø3.2 mm [0.13 in.] (four holes)	ø3.2 mm [0.13 in.] (four holes)	ø3.2 mm [0.13 in.] (four holes)
ENVIRONMENTAL CHARACTERISTIC				
OPERATING TEMPERATURE		-35° C to +70° C [-31° F to +158° F]	-35° C to +70° C [-31° F to +158° F]	-35° C to +70° C [-31° F to +158° F]
RELATIVE HUMIDITY		Up to 95%	Up to 95%	Up to 95%
RoHS COMPLIANT		Yes	Yes	Yes
APPLICATION		Indoor / Outdoor	Indoor / Outdoor	Indoor / Outdoor
IP RATING		IP 65	IP 65	IP 65

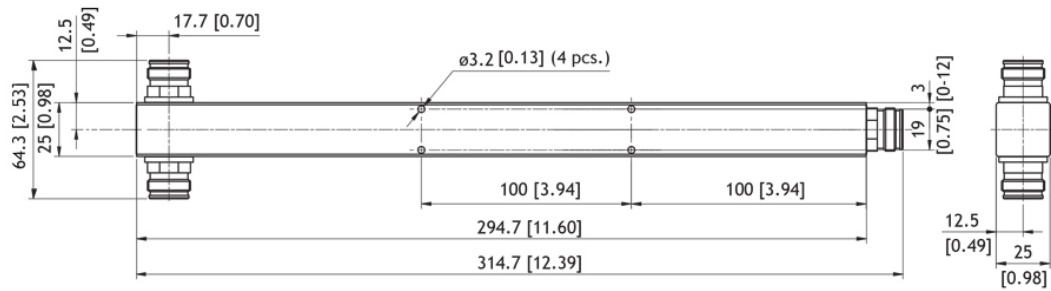
Quoted performance parameters are provided to offer typical, peak or range values only and may vary as a result of normal testing, manufacturing and operational conditions. Extreme operational conditions and/or stress on structural supports is beyond our control. Such conditions may result in damage to this product. Improvements to products may be made without notice.

APS-xx-WBS-LP-43F-CC

Power Splitter | 380-2700 MHz | 4.3-10-Female | Square Body


DIMENSIONAL DRAWINGS

APS-02-WBS-LP-43F-CC



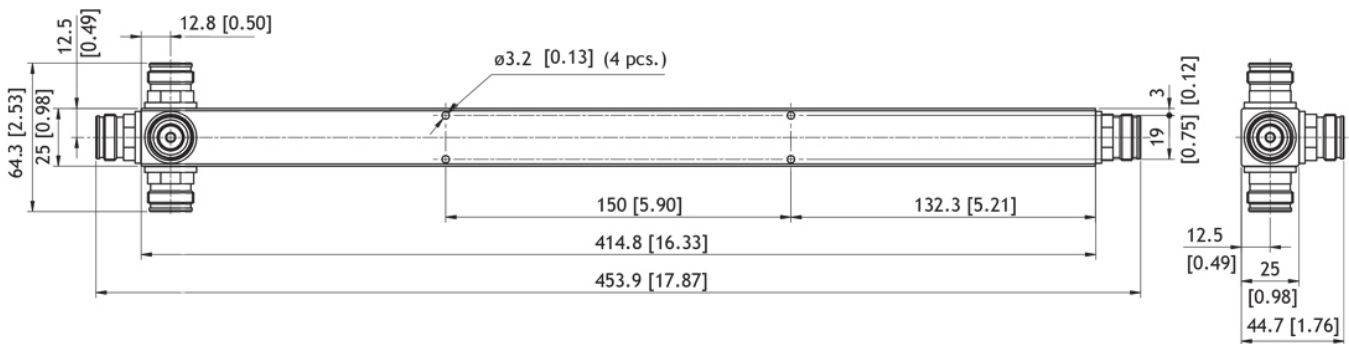
All dimensions are given in mm [in.]

APS-03-WBS-LP-43F-CC



All dimensions are given in mm [in.]

APS-04-WBS-LP-43F-CC



All dimensions are given in mm [in.]

Quoted performance parameters are provided to offer typical, peak or range values only and may vary as a result of normal testing, manufacturing and operational conditions. Extreme operational conditions and/or stress on structural supports is beyond our control. Such conditions may result in damage to this product. Improvements to products may be made without notice.