

APS-xx-WBS-LP-DF-CC

Power Splitter | 380-2700 MHz | 7/16-DIN Female | Square Body



This model is available in iBwave Designer Version 6.0 and higher

ORDERING OPTIONS	2-WAY SPLITTER	3-WAY SPLITTER	4-WAY SPLITTER
MODEL NUMBER (xx)	APS-02-WBS-LP-DF-CC	APS-03-WBS-LP-DF-CC	APS-04-WBS-LP-DF-CC
			

ELECTRICAL CHARACTERISTICS

FREQUENCY RANGE	380-2700 MHz	380-2700 MHz	380-2700 MHz
INSERTION LOSS	≤ 0.22 dB	≤ 0.3 dB	≤ 0.4 dB
SPLIT LOSS	3 dB	4.8 dB	6 dB
VSWR	≤ 1.25	≤ 1.25	≤ 1.3
AVERAGE POWER (Max.)	500 W	500 W	500 W
PEAK POWER (Max.)	1.5 kW	1.5 kW	1.5 kW
PIM3 (2x43 dBm)	≤ -153 dBc	≤ -153 dBc	≤ -153 dBc
IMPEDANCE	50 Ω	50 Ω	50 Ω

MECHANICAL CHARACTERISTICS

PLATING	INNER CONTACT	Silver	Silver	Silver
	OUTER TRIMETAL	Trimetal	Trimetal	Trimetal
CONNECTOR	7/16-DIN-Female	7/16-DIN-Female	7/16-DIN-Female	
COLOR	Black	Black	Black	
WEIGHT (Approx.)	1.3 kg [2.91 lb.]	1.74 kg [3.85 lb.]	1.93 kg [4.27 lb.]	
MOUNTING	ø4.5 mm [0.18 in.] (four holes)	ø4.5 mm [0.18 in.] (four holes)	ø4.5 mm [0.18 in.] (four holes)	

ENVIRONMENTAL CHARACTERISTIC

OPERATING TEMPERATURE	-35° C to +70° C [-31° F to +158° F]	-35° C to +70° C [-31° F to +158° F]	-35° C to +70° C [-31° F to +158° F]
RELATIVE HUMIDITY	Up to 95%	Up to 95%	Up to 95%
RoHS COMPLIANT	Yes	Yes	Yes
APPLICATION	Indoor / Outdoor	Indoor / Outdoor	Indoor / Outdoor
IP RATING	IP 65	IP 65	IP 65

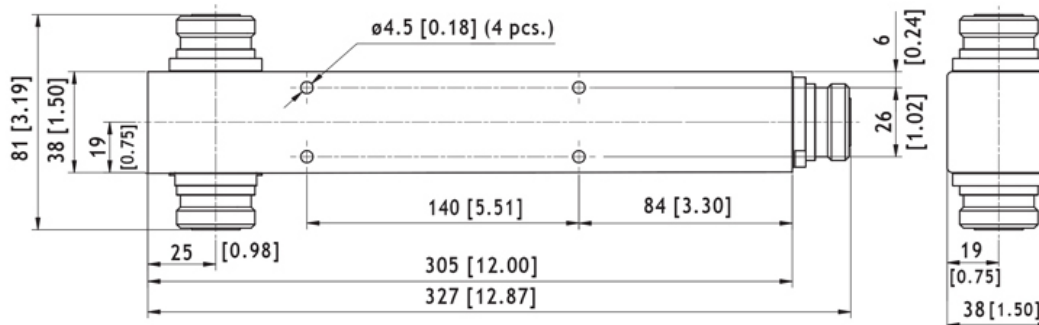
Quoted performance parameters are provided to offer typical, peak or range values only and may vary as a result of normal testing, manufacturing and operational conditions. Extreme operational conditions and/or stress on structural supports is beyond our control. Such conditions may result in damage to this product. Improvements to products may be made without notice.

APS-xx-WBS-LP-DF-CC

Power Splitter | 380-2700 MHz | 7/16-DIN Female | Square Body

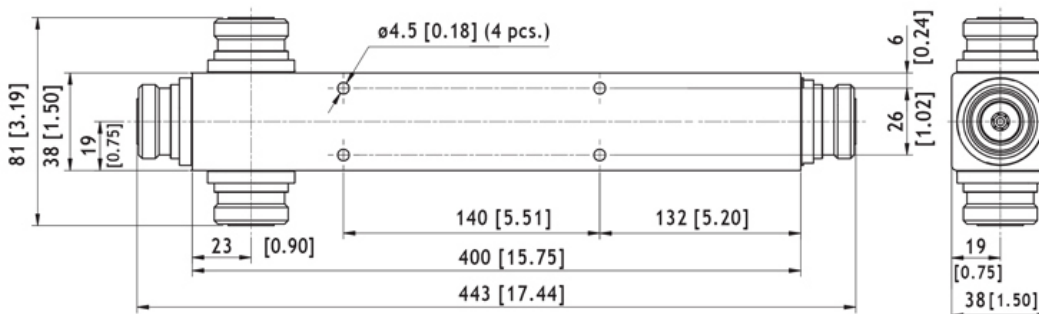
DIMENSIONAL DRAWINGS

APS-02-WBS-LP-DF-CC



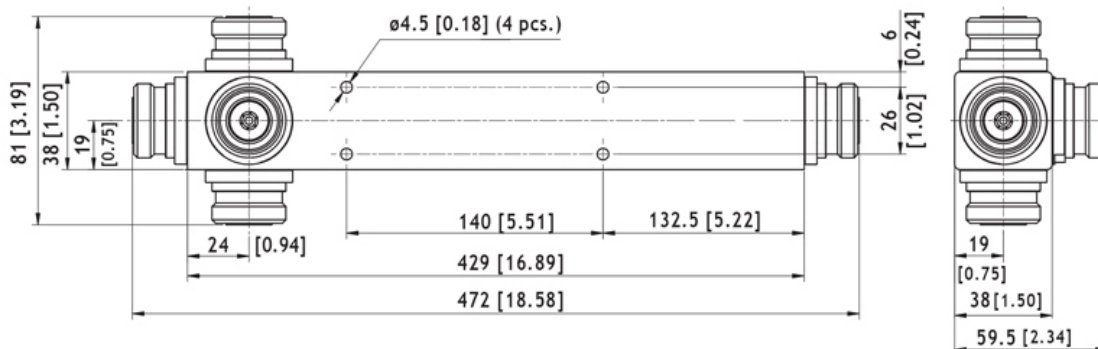
All dimensions are given in mm [in.]

APS-03-WBS-LP-DF-CC



All dimensions are given in mm [in.]

APS-04-WBS-LP-DF-CC



All dimensions are given in mm [in.]

Quoted performance parameters are provided to offer typical, peak or range values only and may vary as a result of normal testing, manufacturing and operational conditions. Extreme operational conditions and/or stress on structural supports is beyond our control. Such conditions may result in damage to this product. Improvements to products may be made without notice.